

PRAJA

Jan-Feb 2017

DIALOGUE

for private circulation only

In This Issue

Five Years Status of Civic, Health and Education in Mumbai



75th Issue
6 year of
Making Democracy
Work

Big Story

After months of hectic political posturing and intense debates on various civic issues, the election process for the Municipal Corporation of Greater Mumbai has finally come to a close. The 227 councillors who have been elected now have their task cut out for them.

One way to understand the scale of the responsibility which rests on the shoulders of the councillors is through the annual budget. The budget of the MCGM for the year 2016-17 was Rs. 37,052 crore. By the end of the five-year term, it is expected to go up to as high as Rs. 2 lakh crores. In order to do justice to this enormous financial allocation, Mumbai's civic body needs to have a vision and a roadmap for achieving it.

Data from the MCGM itself suggests that it received the highest number of complaints from the wards which have the worst living conditions. It is no surprise that the maximum number of complaints (7799) received by the MCGM in 2015 were in L ward, which comprises of Kurla. The wide disparity between these localities and the better-off parts of South Mumbai indicates that equitability cannot be the principle by which the MCGM allocates its resources. The scales must tip disproportionately in favour of the parts of the city which face the worst living conditions. In other words, the localities which have historically suffered the worst neglect must now receive the most urgent attention.

Praja has acquired most of its data by filing applications under the Right to Information Act, 2005. This means that this information is available to the civic body. By analysing and publicising this data, Praja seeks to affect a course of correction in the MCGM's policy wherever it is necessary. The councillors who have been elected to Asia's richest civic body are now trustees of the city's development. They must now keep in mind that they have been given a mandate to govern, not to rule. They are accountable and answerable primarily to the people who elected them. The citizens, in turn, must realize that holding the elected representatives is not an event that takes place once in five years, but is a continuous and evolving process.

लक्षवेधी

मुंबई महानगरपालिका निवडणुकीची प्रक्रिया पूर्ण झाली आहे. आणि आता गेली अनेक महिने चालू असलेली राजकीय धुमश्चक्री, नागरी प्रश्नावरील विविध चर्चा आणि वादविवाद यांना पूर्णविराम मिळाला आहे. आता मुंबईच्या कारभारासाठी 227 नगरसेवकांची निवड निश्चित झाली आहे आणि त्यांनी आपली जबाबदारी पूर्ण करण्यासाठी कामाची सुरुवात करण्याची वेळ आलेली आहे.

या नगरसेवकांच्या नेमक्या जबाबदाऱ्या व त्यांची व्याप्ती काय आहे हे जाणून घेण्याचा एक मार्ग म्हणजे वार्षिक अर्थसंकल्प. बृहन्मुंबई महानगरपालिकेचे 2016-17 या आर्थिक वर्षाचे अंदाजपत्रक रु. 37,052 कोटी आहे. या नगरसेवकांच्या येत्या पाच वर्षांच्या कार्य कालावधीत हा अर्थसंकल्प रु. 2 लाख कोटी पर्यंत वाढण्याचा अंदाज आहे. एवढ्या मोठ्या आर्थिक तरतुदीला न्याय देत त्यातून अपेक्षित कामे करण्यासाठी महानगरपालिकेची दृष्टी, ध्येय आणि कृती कार्यक्रम स्पष्ट असला पाहिजे.

महापालिकेतून मिळालेल्या माहितीच्या आधारेच असे दिसून येते की, ज्या प्रभागातील लोकांसाठीच्या सोयीसुविधा आणि त्यांचे जीवनमान अत्यंत खालावलेले आहे, तिथून आलेल्या नागरी सेवांच्या तक्रारींची संख्या सर्वाधिक आहे. 2015 मध्ये बृहन्मुंबई महानगरपालिकेत सर्वाधिक तक्रारी (7799) कुर्ला येथील एल वॉर्ड मधून आल्या यात आश्चर्य वाटण्यासारखे काहीच नाही. या प्रभागातील परिस्थिती आणि दक्षिण मुंबईतील साधनसंपन्न प्रभागांची स्थिती पाहता महे लक्षात येते की मुंबई महानगरपालिकेने आता सममूल्य तत्वाने विविध प्रभागांकरिता आर्थिक तरतूद करणे हे अयोग्य ठरेल. शहरातील ज्या प्रभागांची परिस्थिती वाईट आहे, त्यांना अधिक झुकते माप मिळाले पाहिजे. म्हणजेच वर्षानुवर्षे ज्या वस्त्यांकडे दुर्लक्ष झाले आहे, जिथले नागरिक अधिक कष्टप्रद जीवन जगताहेत, त्या भागांकडे तातडीने लक्ष देण्याची जास्त गरज आहे.

प्रजाने वरील सर्व माहिती ही 'माहिती अधिकार कायदा 2005' च्या आधारे मिळवलेली आहे. म्हणजेच ही सर्व माहिती महानगरपालिकेकडे उपलब्ध आहे. या महत्त्वपूर्ण माहितीचे विश्लेषण करून ती प्रसिद्ध करण्याचे काम प्रजाने केले आहे. यामुळे महानगरपालिकेला आपल्या कार्यनीती मध्ये आवश्यक सुधारणा करण्यास मदत होईल, अशी आशा आहे. आशिया खंडातील सर्वात श्रीमंत महानगरपालिका असलेल्या बृहन्मुंबई महानगरपालिकेवर निवडून आलेले नगरसेवक हे आता शहराच्या विकासाचे विश्वस्त आहेत. त्यांना शहरावर राज्य करण्यासाठी नव्हे तर शहराचा कारभार चालवण्यासाठी निवडून दिले आहे, हे त्यांनी कायम लक्षात ठेवले पाहिजे. ज्या लोकांनी त्यांना निवडून दिले त्यांच्याप्रती ते आधी उत्तरदायी आहेत. त्याचबरोबर नागरिकांनीही हे लक्षात घेतले पाहिजे की मतदान केले की आपली जबाबदारी संपली असे होत नाही. केवळ नगरसेवकांची निवड करून थांबून चालणार नाही, तर ते काय काम करतात हे पाहणे ही सातत्यपूर्ण आणि विकसित होत जाणारी प्रक्रिया आहे.








Civic Issues

Table 1: Civic Complaints registered by Citizens in Mumbai during calendar years 2011 to 2015

	2011	2012	2013	2014	2015
Road	5177	29967	42287	21847	13601
Bad Patches / Potholes on the Roads	1538	26171	38279	16103	7491
Municipal Land - Road/ Footpath/SWD	1914	1822	2028	2288	2855
Resurfacing of Road	859	1056	988	1770	1308
Drainage	10203	16194	12708	9394	9904
Drainage Chokes and Blockages	5531	10924	8264	4612	5591
Overflowing drains of manholes	3029	3290	2679	2787	2807
Replacement of Missing / Damaged Manhole	709	989	932	989	675
Solid Waste Management	6489	6562	5519	7331	5213
Garbage not lifted from House/ Gully/ Municipal Market/ Road/Authorised collection point	2822	2533	2085	2819	1593
Removal of Debris	865	890	889	1001	953
Lifting of Tree Cutting			503	568	573
Garbage lorry did not report for service/ Lorry not covered	699	826			
Water Supply	6231	6215	6075	7645	7728
Shortage of Water Supply	2987	2402	2000	2829	2739
Leaks in Water Lines	1179	1896	1968	1849	2077
Unauthorised Tapping of Water Connection	691	793	817	760	961
Contaminated Water Supply	831	704	746	887	802
License	6306	6183	5741	6123	7145
Hawkers	2797	3237	2729	3047	3777
Unauthorised Stalls on roads/ Footpaths	1851	1609	1396	1460	1387
Unauthorised Banners/ Advt. on Road	907	737	996	1088	885
Total Complaints	60233	92829	102388	80490	67835
Complaint to be resolved as per Citizens' Charter			3	3	3
Actual time taken to resolve			11	17	13


Health Issues









Table 2: Top Sensitive Diseases/Ailments cases registered in Mumbai

		2011-12	2012-13	2013-14	2014-15	2015-16
 Diarrhoea	Total case	99839	99827	118180	116757	119342
	Total Deaths	299	250	260	260	125
	Total Cases/Total Deaths	334	399	455	449	955
 Cholera	Total case	178	198	96	31	207
	Total Deaths	9	10	7	3	3
	Total Cases/Total Deaths	20	20	14	10	69
 Typhoid	Total case	7561	4621	7331	4938	5330
	Total Deaths	7	9	10	3	7
	Total Cases/Total Deaths	1080	513	733	1646	761
 Hypertension	Total case	25518	28724	35637	38670	35961
	Total Deaths	3952	4034	4618	5061	3205
	Total Cases/Total Deaths	6	7	8	8	11
 Malaria	Total case	39828	21939	18398	15683	14631
	Total Deaths	308	238	202	103	84
	Total Cases/Total Deaths	129	92	91	152	174
 Dengue	Total case	1879	4867	7261	10299	15244
	Total Deaths	62	77	111	102	124
	Total Cases/Total Deaths	30	63	65	101	123
 Tuberculosis	Total case	30675	36417	41479	42837	41172
	Total Deaths	8375	7170	7319	6501	4077
	Total Cases/Total Deaths	4	5	6	7	10

Education

Table 3: Education status in Mumbai

	2011-12	2012-13	2013-14	2014-15	2015-16	
	Total Students	439153	434523	404251	397085	383485
	Dropouts	32,580	40,011	47,218	51,741	57,788
	Dropouts (per 100)	7	9	12	13	15
SSC Passout						
MCGM School	61%	60%	67%	72%	72%	
Private School	83%	80%	83%	85%	86%	
Teachers	11,234	11,997	11,350	10,853	10,637	
Municipal Annual Budget (Rs. in crores)	1,800	2,388	2,613	2,773	2,630	

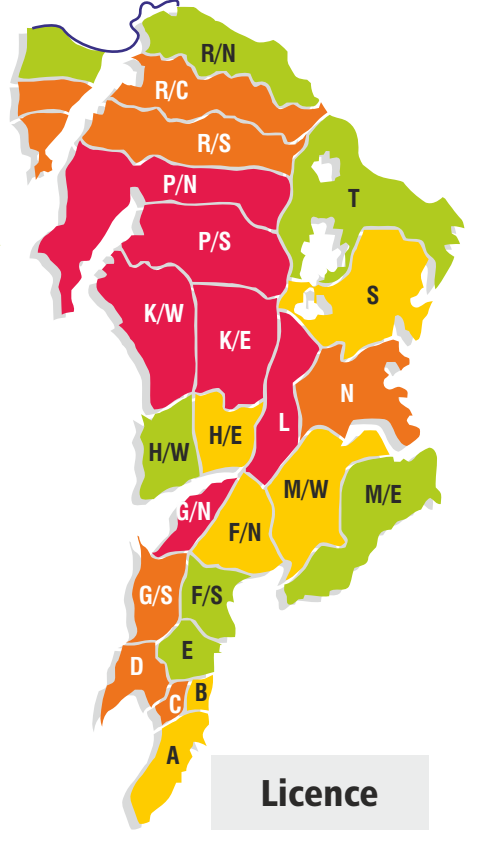
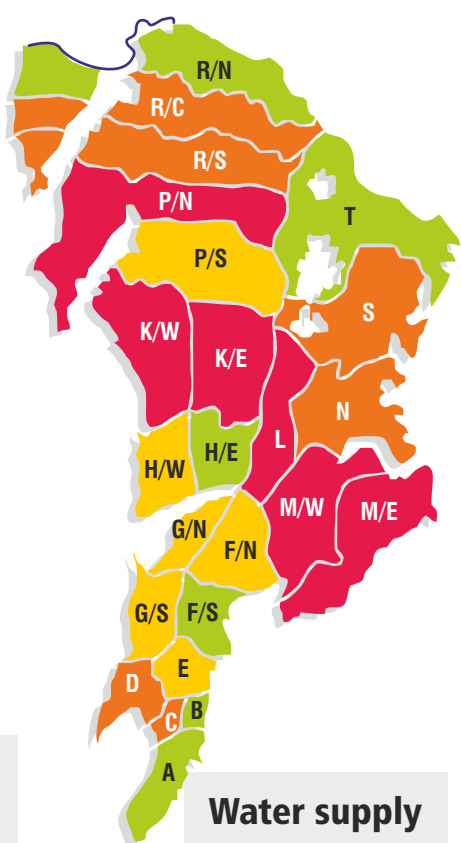
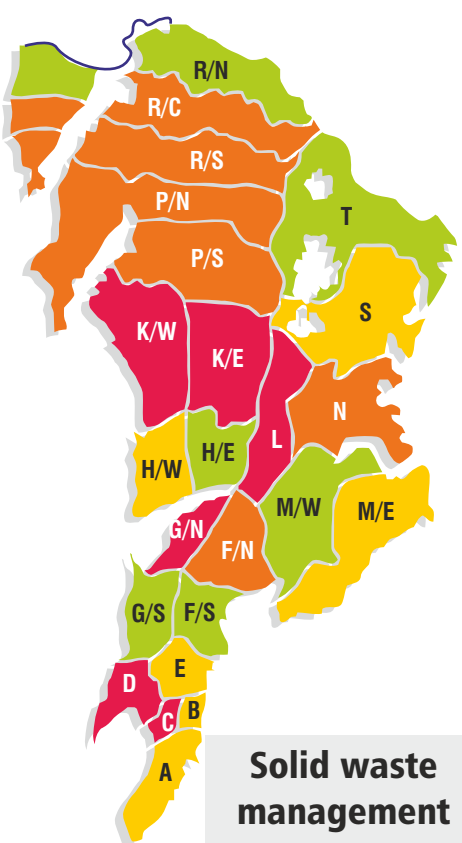
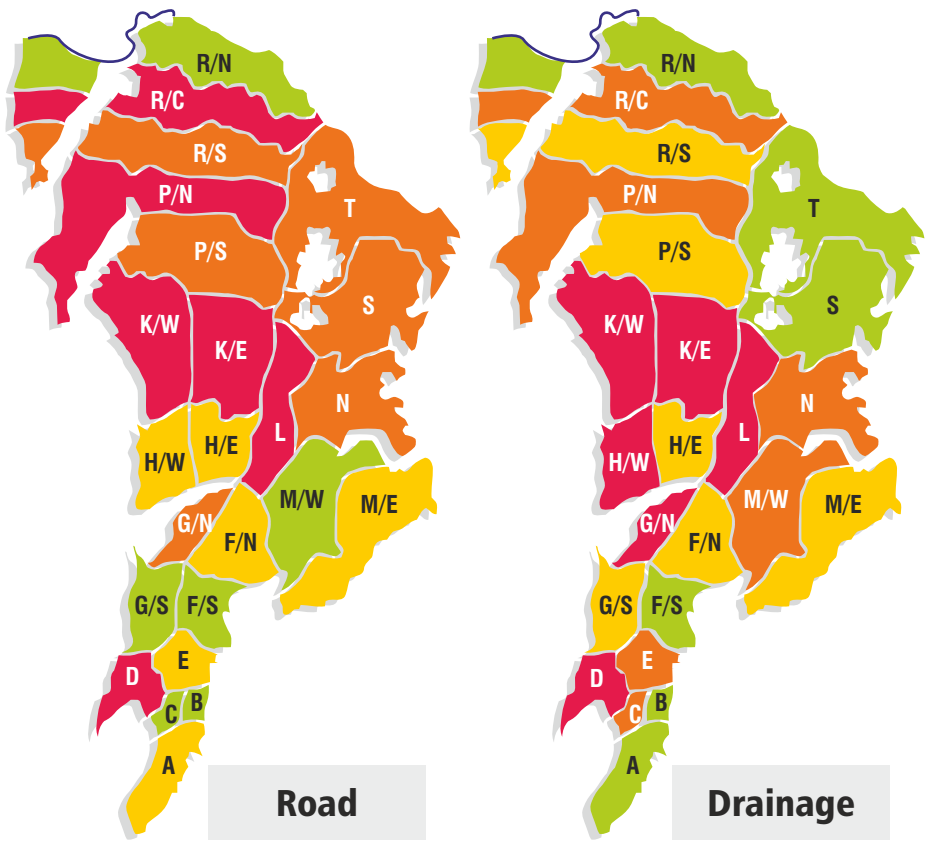
Reasons for not being happy with Municipal School (%)	Facilities provided to students are not very good	45	
	Infrastructure facilities of the school are very poor	39	
	Future scope is very limited	46	
	Quality of education is not very good	55	
	The teachers are not that good	31	
	Expenditure on schooling is very high	18	
	School is located very far away from my place	9	
	Discrimination	3	

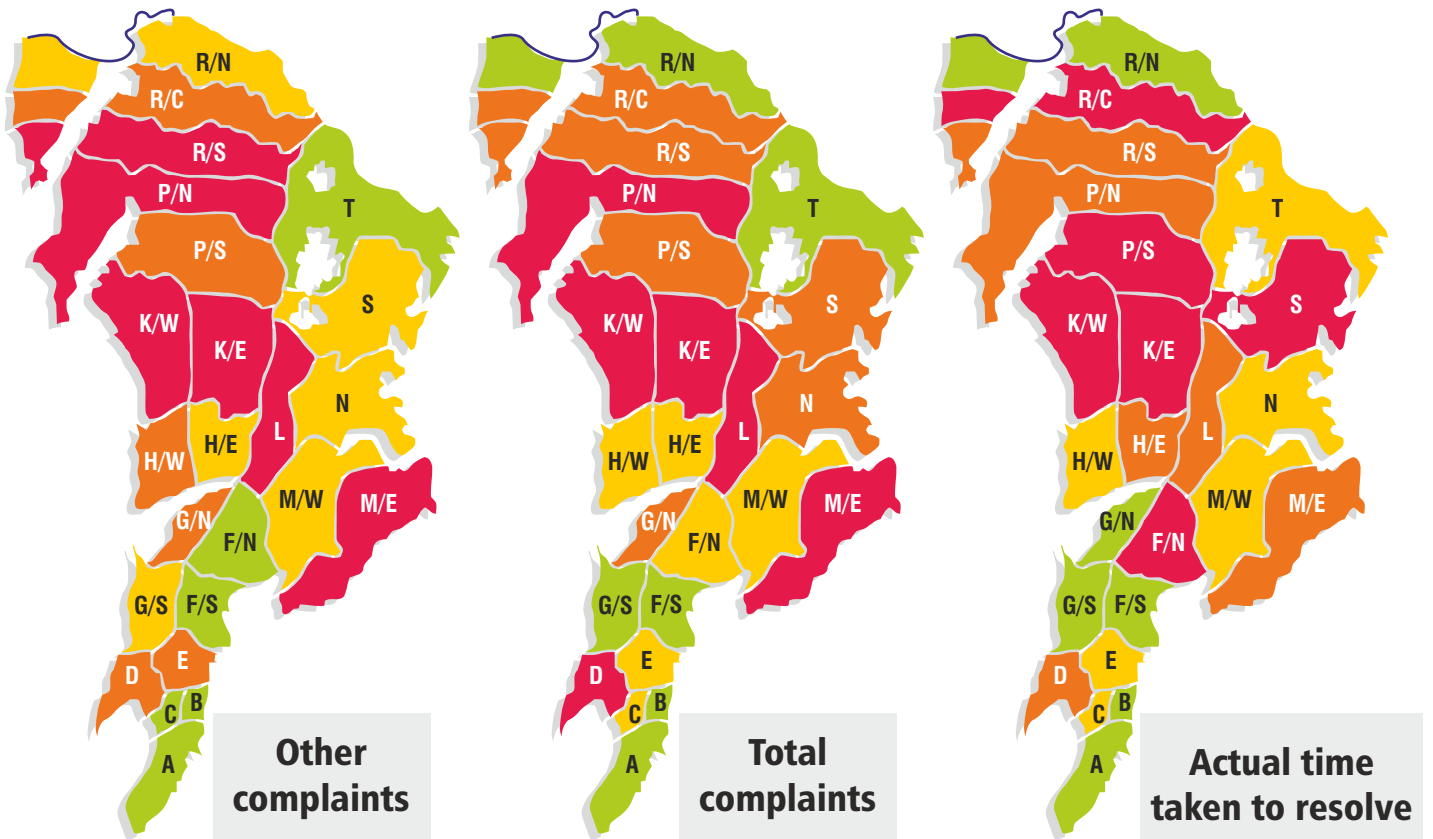
Ward	Ward Name	Population
A	Colaba	185014
B	Sandhurst Road	127290
C	Marine Lines	166161
D	Grant Road	346866
E	Byculla	393286
F/N	Matunga	529034
F/S	Parel	360972
G/N	Dadar/Plaza	599039
G/S	Elphinstone	377749
H/E	Santacruz	557239
H/W	Bandra	307581
K/E	Andheri (East)	823885
K/W	Andheri (West)	748688
L	Kurla	902225
M/E	Govandi	807720
M/W	Chembur	411893
N	Ghatkopar	622853
P/N	Malad	941366
P/S	Goregaon	463507
R/C	Borivali West	562162
R/N	Dahisar	431368
R/S	Kandivali	691229
S	Bhandup	743783
T	Mulund	341463

Ward Wise Data

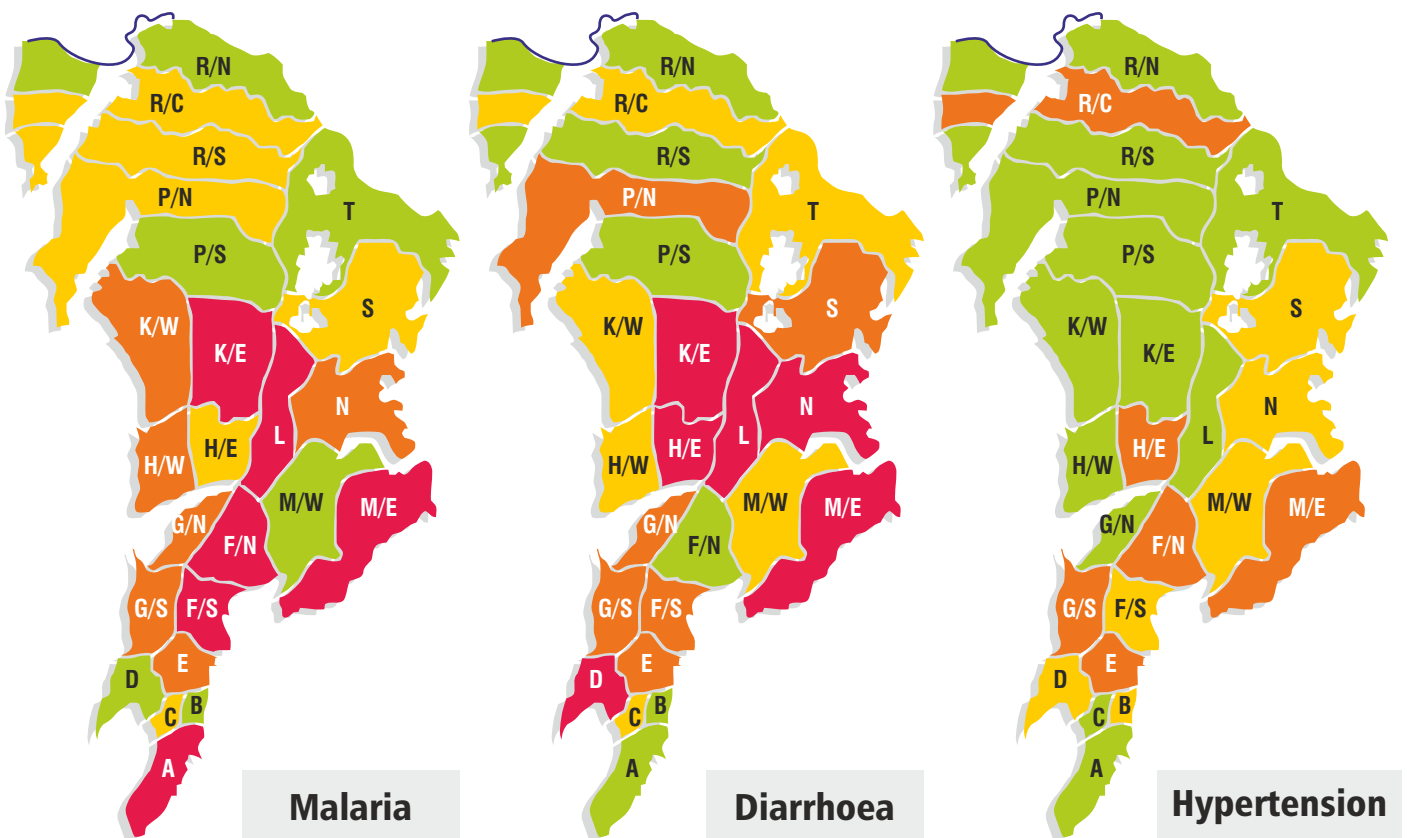


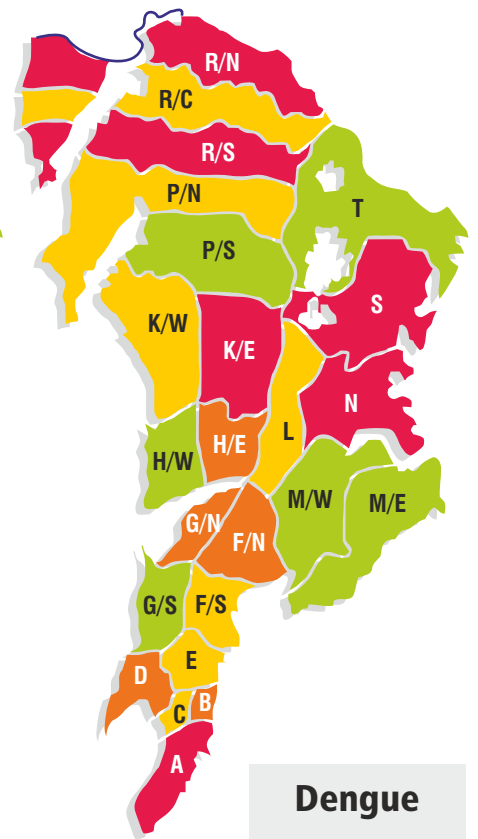
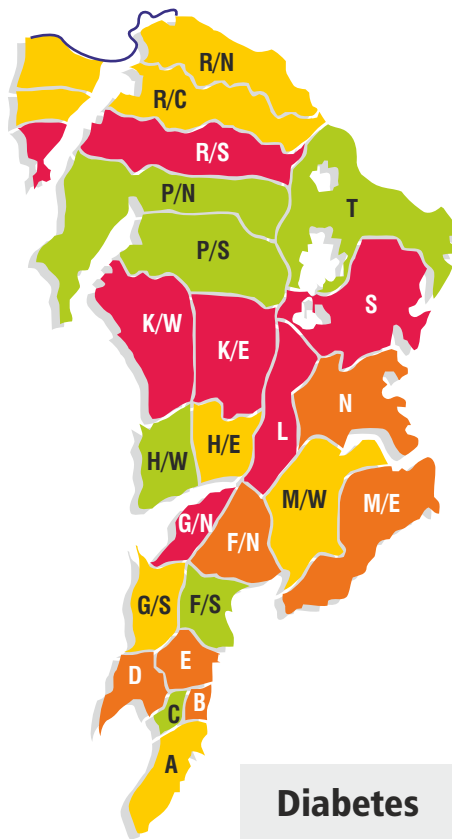
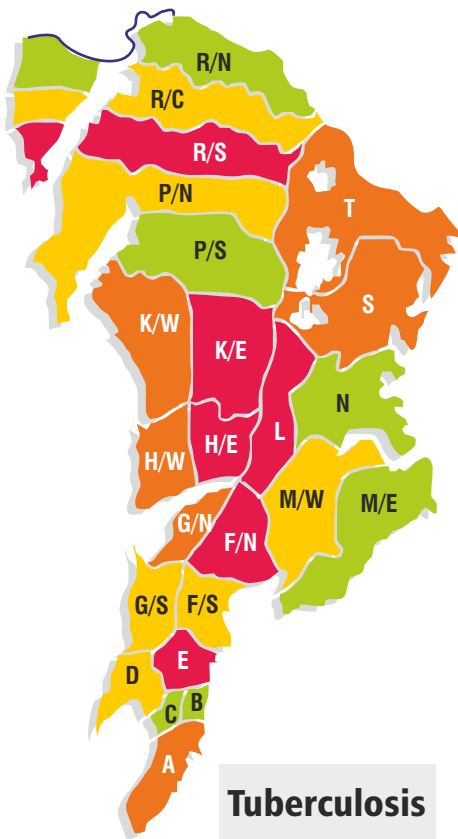
Civic Complaint (2011-15)



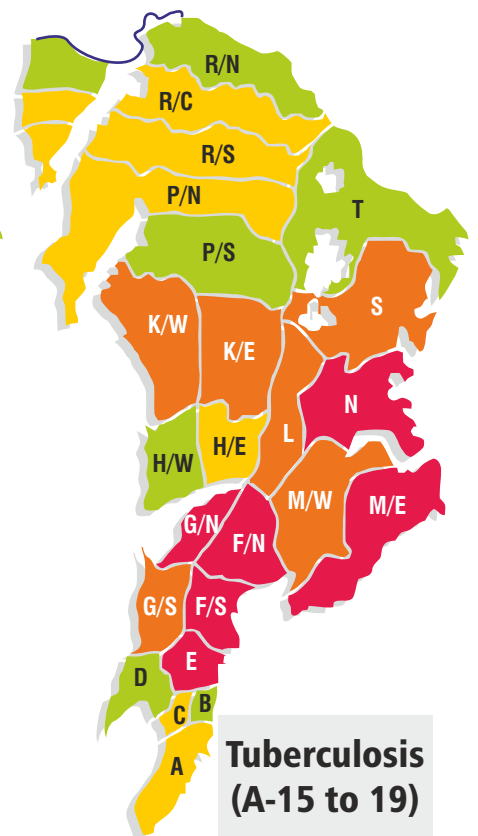
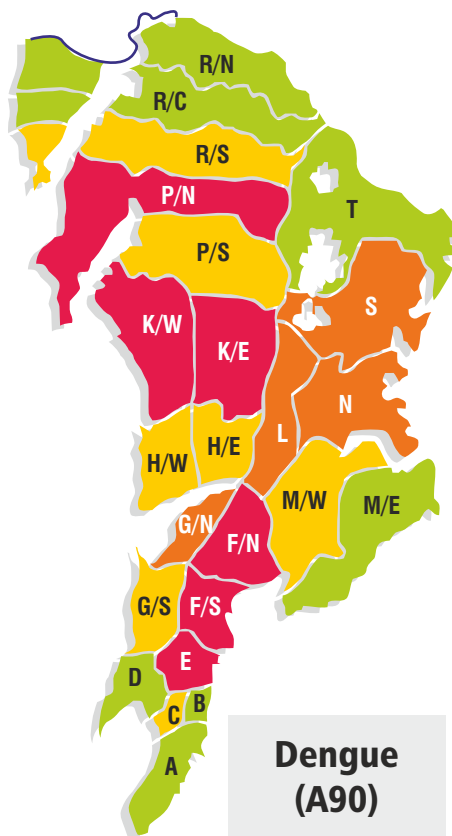
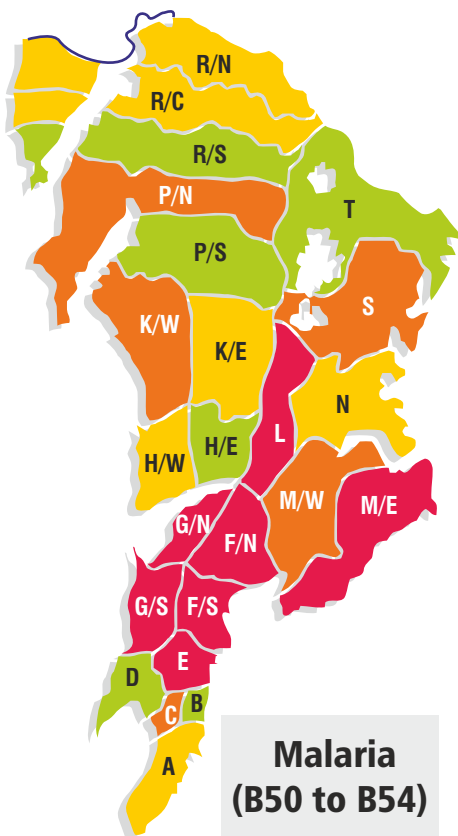


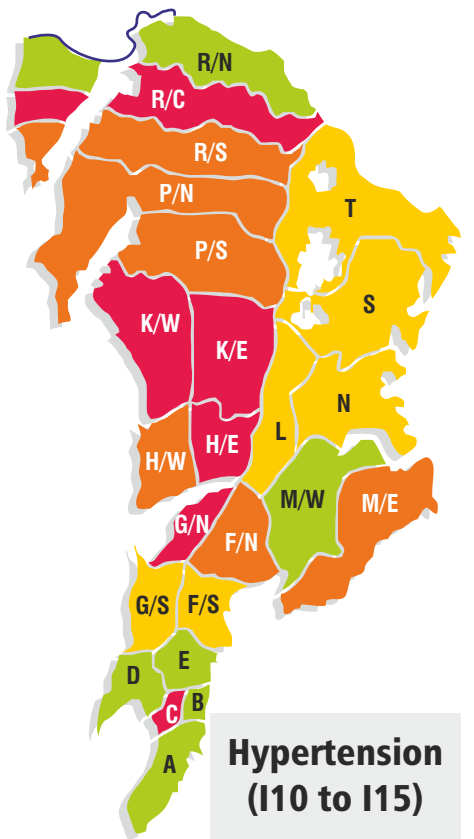
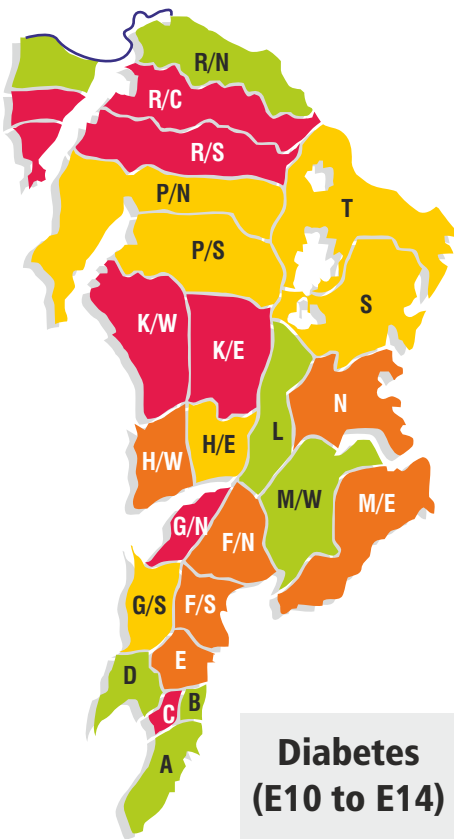
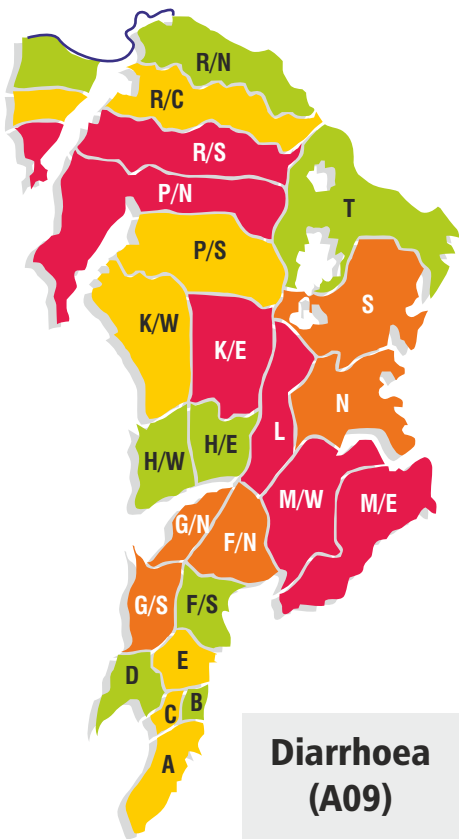
Health- Number of Cases (2011-12 to 2015-16)



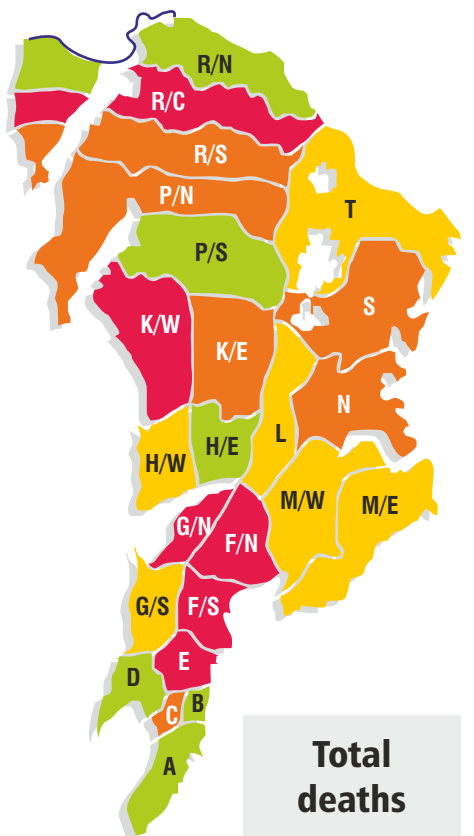
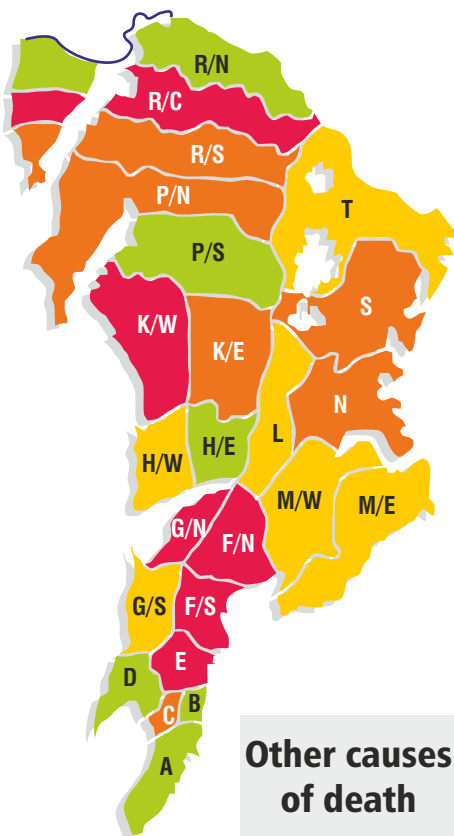
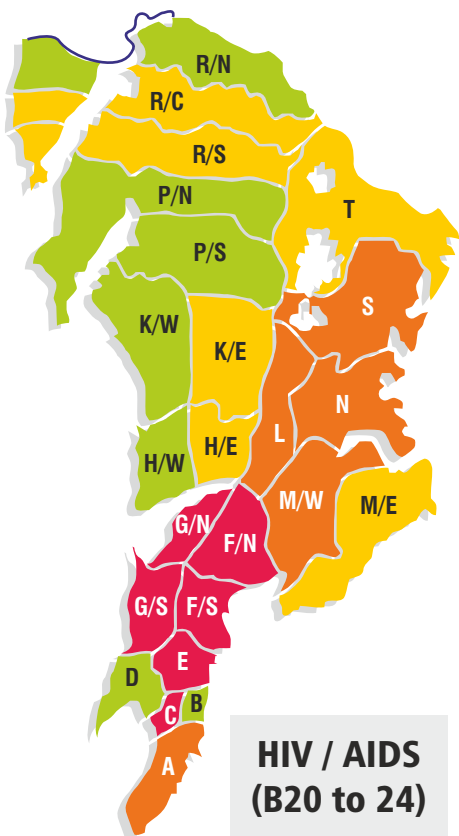


Health- Number of Deaths (2011-12 to 2015-16)

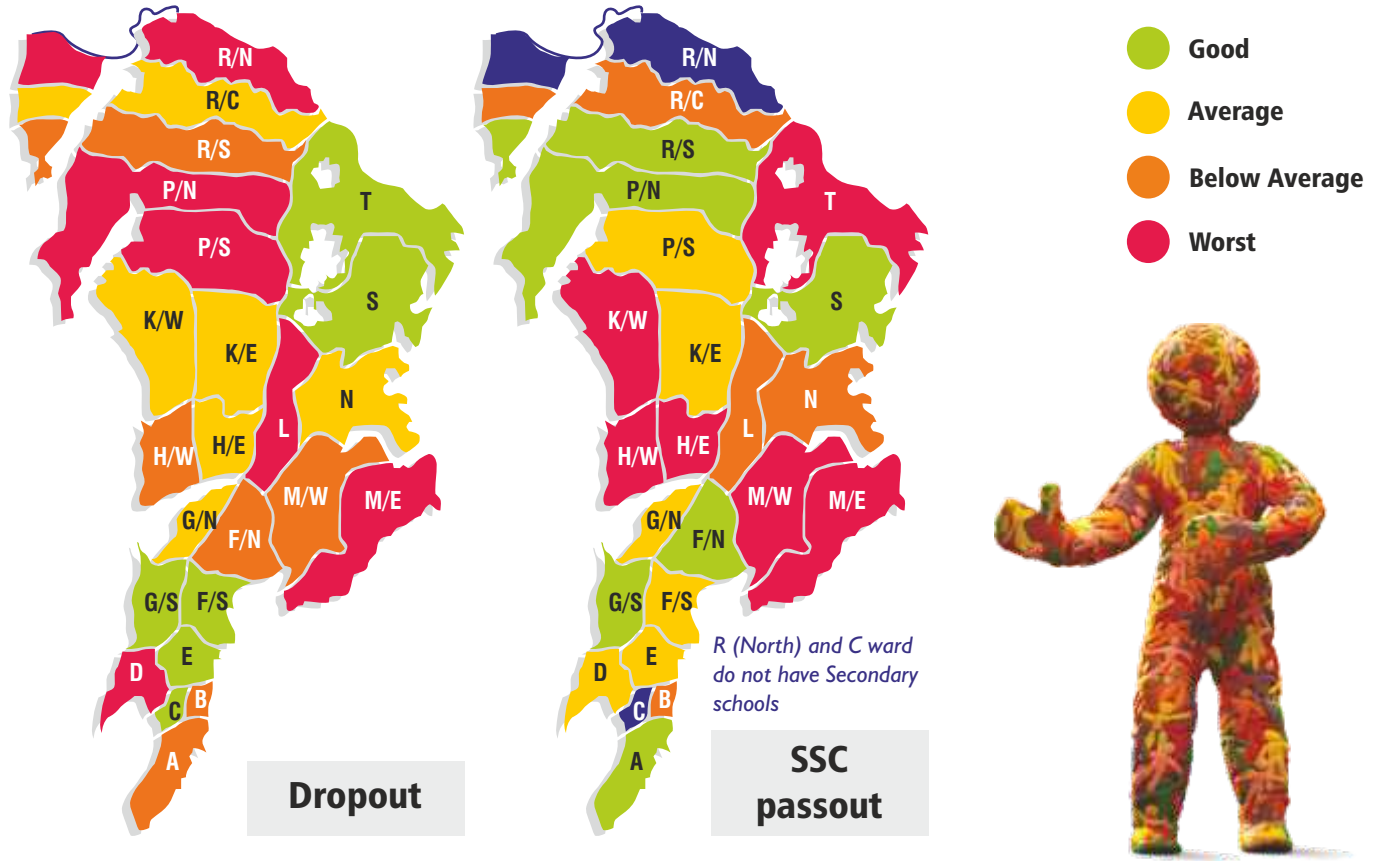




● Good
 ● Average
 ● Below Average
 ● Worst



Education (2011-12 to 2015-16)



MUMBAI-QUICK STATS

<p>₹ 37,052 crores</p> <p>MCGM budget for the year 2016-17</p>	<p>1,26,89,644</p> <p>Mid-year estimated population (as per MCGM)</p>	<p>26</p> <p>Total number of civic hospitals in 2015-16</p>	<p>1,263</p> <p>Total number of civic schools in 2015-16</p>
--	---	---	--



Watch out for our March 2017 Newsletter to know more about Councillor Report Card Matrix

To _____



To support Praja Foundation write a cheque in the name of "Praja Foundation" and post it to Praja office, with a summary of your name, email ID, contact details so that we can send you regular feedback and an 80G certificate for tax exemption.

Supported by



FÜR DIE FREIHEIT
Narotam Sekhsaria Foundation
TATA TRUSTS
SIR DORABJI TATA TRUST • SIR RATAN TATA TRUST
JAMSETJI TATA TRUST • N.R. TATA TRUST • J.R.D. TATA TRUST

Praja Foundation

1st Floor, Victoria Building, Agiary Lane, Off Mint Road, Fort, Mumbai-400001
Tel: 22618042/65252729, Web.:praja.org, Email:info@praja.org